



REGISTRATION STATISTICS 2013/14

The following tables and graphs set out registration statistics for the financial year 2013/14 for the Pesticides Program.

Tables

The 25 application categories are aggregated into statutory timeframe periods. The statutory timeframe for each application category is defined in Schedule 6 of the *Agricultural and Veterinary Chemicals Code Regulations 1995*.

This table shows:

- applications in process from the previous year;
- applications received in 2013/14;
- applications preliminary assessed under s11A; and
- applications withdrawn or rejected during the preliminary assessment process.

Preliminary assessment

Preliminary assessment is the correct legal term for what has been commonly known as 'screening'.

Outcome of application

This table shows the number of applications received for assessment and the number finalised during 2013/14.

Summary (Determination all applications)

This table shows a summary of all applications, at screening and evaluation, finalised during 2013/14. The table includes the average clock ON time (the time the APVMA has been evaluating the application) and the average elapsed time (the total time to finalise the application, i.e. time the APVMA evaluates the application, plus the time taken by the applicant to correct defects and supply the label for approval).

Graphs

The graphs are divided into timeframe periods for application categories. Each graph shows the number of applications that were finalised within 20% to 120% of the application statutory timeframe.

Note that if an application has been withdrawn during screening or is a modular application without a timeframe it will be counted in the 2 to 3 month application graph.

Annual statistics for applications received and finalised

Financial year 2013/14

Pesticides Program

PRELIMINARY ASSESSMENT							
	In process at start of year	Apps received	Prelim. Assessed under s11A(1)	In timeframe	Prelim. Assess. % in Timeframe	Withdrawn	Rejected
Class of application							
Modular (modules to be assigned) or TBA		6	7	4	57%	2	
2 to 3 month		1595	1559	1257	81%	210	1
5 month		218	224	145	65%	29	
6 to 8 month		111	70	50	71%		
9 to 12 month			57	21	37%	4	
13 to 15 month		12	12	6	50%	2	
TOTALS:	1039	1942	1929	1483	76.9%	247	1

2 to 3 month = Cat 7, 8, 9, 12, 13, 14

5 month = Cat 5, 6, 10, 14

6 to 8 month = Cat 10, 11, 14

9 to 12 month = Cat 10, 14

13 to 15 month = Cat 1, 10

Cat 10 can be 5-15 months, most commonly 6-8 months

Cat 14 can be 2-14 months, most commonly 5-7 months

Withdrawn = treated as withdrawn by the APVMA, or voluntary withdrawal by the applicant

OUTCOME OF APPLICATION									
	Granted	In timeframe	% in timeframe	Refused	In timeframe	% in timeframe	Withdrawn	In timeframe	% in timeframe
Class of application									
Modular (modules to be assigned) or TBA	1	1	100%	-	-	-	-	-	-
2 to 3 month	1231	1216	99%	-	-	-	16	16	100%
5 month	205	186	91%	2	2	100%	10	7	70%
6 to 8 month	75	68	91%	-	-	-	2	1	50%
9 to 12 month	57	48	84%	-	-	-	3	3	100%
13 to 15 month	19	13	68%	1	0	0%	-	-	-
TOTALS:	1588	1532	96%	3	2	67%	31	27	87%

SUMMARY (Determination period)						
	TOTAL finalised	Number in timeframe	% in timeframe	Av. clock On (months)	Av. elapsed time (months)	In process at end of year
	1	1	100%	0.0	3.7	
	1247	1232	99%	1.6	3.7	
	217	195	90%	4.6	11.3	
	77	69	90%	6.5	12.8	
	60	51	85%	9.3	19.4	
	20	13	65%	17.0	35.6	
TOTALS:	1622	1561	96.2%			1107

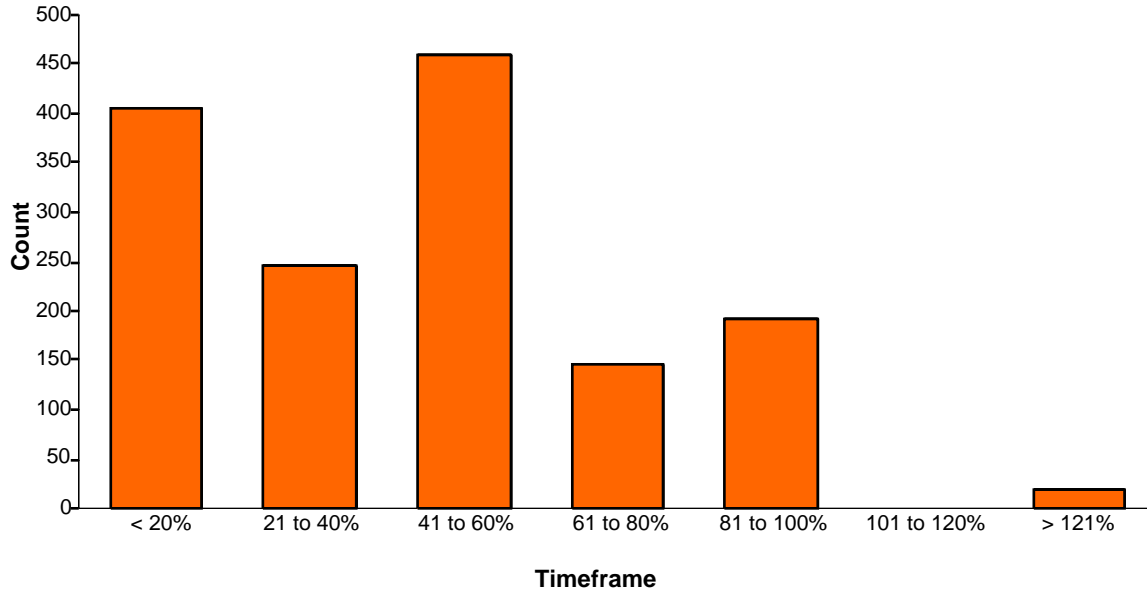
Australian Pesticides and Veterinary Medicines Authority

Finalised agricultural product applications

For the period: 01 Jul 2013 to 30 Jun 2014

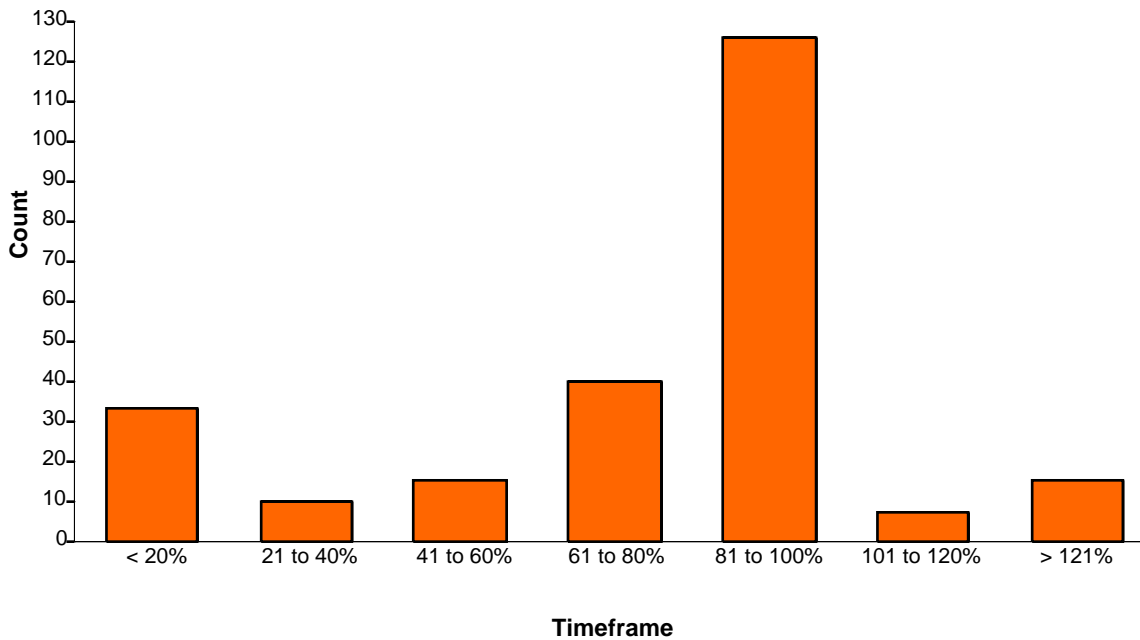
2 to 3 month applications

Total number of 2 to 3 month applications finalised: 1,464



5 month applications

Total number of 5 month applications finalised: 246



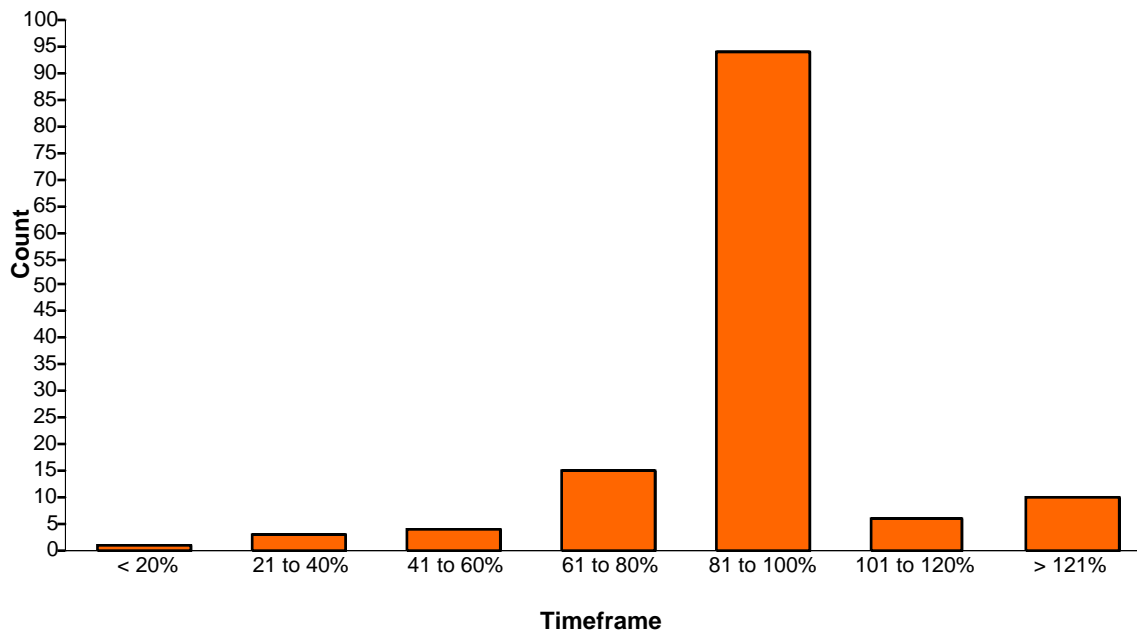
Australian Pesticides and Veterinary Medicines Authority

Finalised agricultural product applications

For the period: 01 Jul 2013 to 30 Jun 2014

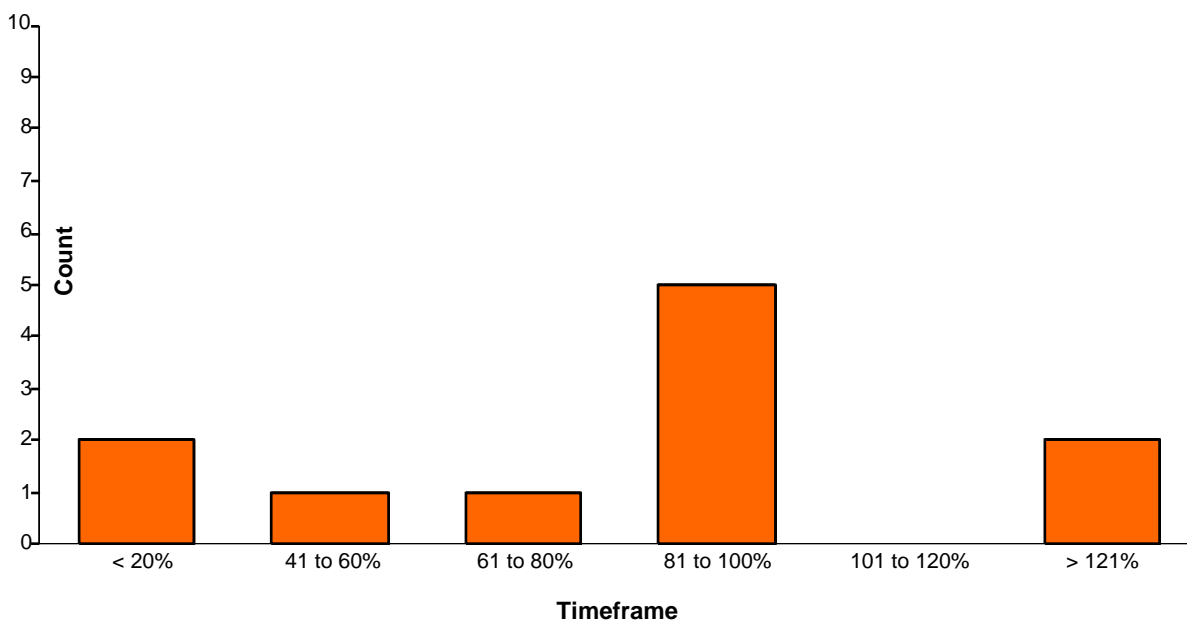
6 to 8 month applications

Total number of 6 to 8 month applications finalised: 133



9 to 12 month applications

Total number of 9 to 12 month applications finalised: 11



Australian Pesticides and Veterinary Medicines Authority

Finalised agricultural product applications

For the period: 01 Jul 2013 to 30 Jun 2014

13 to 15 month applications

Total number of 13 to 15 month applications finalised: 19

