



REGISTRATION STATISTICS 2006/07

The following tables and graphs set out registration statistics for the financial year 2006/07 for the Veterinary Medicines Program.

Tables

The 25 application categories are aggregated into statutory* timeframe periods.

Preliminary assessment

Preliminary assessment is the correct legal term for what is more commonly known as 'screening'.

This table shows:

- applications in process from the previous year;
- applications received in 2006/07; and
- applications withdrawn or rejected during the screening process.

Outcome of application

This table shows the number of applications received for assessment and the number finalised during 2006/07.

Summary (Determination all applications)

This table shows a summary of all applications, at screening and evaluation, finalised during 2006/07. The table includes the average clock ON time (the time the APVMA has been evaluating the application) and the average elapsed time (the total time to finalise the application, i.e. time the APVMA evaluates the application, plus the time taken by the applicant to correct defects and supply the label for approval).

Graphs

The graphs are divided into timeframe periods for application categories. Each graph shows the number of applications that were finalised within 20% to 120% of the application statutory timeframe.

Note that if an application has been withdrawn during screening or is a modular application without a timeframe it will be counted in the 2 to 3 month application graph.

* The statutory timeframe for each application category is defined in Schedule 6 of the *Agricultural and Veterinary Chemicals Code Regulations 1995*.

Annual statistics for applications received and finalised
Financial year 2006/07

Veterinary Medicines Program

| PRELIMINARY ASSESSMENT | | | | |
|---|-----------------------------|---------------|------------|----------|
| | In process at start of year | Apps received | Withdrawn | Rejected |
| Class of application | | | | |
| Modular (modules to be assigned) or TBA | | 89 | 46 | |
| 2 to 3 month | | 577 | 47 | |
| 5 month | | 168 | 22 | |
| 6 to 8 month | | 50 | 8 | |
| 9 to 12 month | | 2 | | |
| 13 to 15 month | | 6 | | |
| TOTALS: | 695 | 892 | 123 | 0 |

2 to 3 month = Cat 7, 8, 9, 12, 13, 14 Cat 10 can be 5-15 months, most commonly 6-8 months
 5 month = Cat 5, 6, 10, 14, 17, 18 Cat 14 can be 2-14 months, most commonly 5-7 months
 6 to 8 month = Cat 10,11, 14, 16
 9 to 12 month = Cat 10, 14, 15
 13 to 15 month = Cat 1, 10

Withdrawn = treated as withdrawn by the APVMA, or voluntary withdrawal by the applicant

| OUTCOME OF APPLICATION | | | | | | | | | |
|---|------------|--------------|----------------|----------|--------------|----------------|-----------|--------------|----------------|
| | Granted | In timeframe | % in timeframe | Refused | In timeframe | % in timeframe | Withdrawn | In timeframe | % in timeframe |
| Class of application | | | | | | | | | |
| Modular (modules to be assigned) or TBA | 5 | 5 | 100% | - | 2 | 2 | 100% | | |
| 2 to 3 month | 553 | 545 | 99% | - | 7 | 6 | 86% | | |
| 5 month | 176 | 153 | 87% | - | 6 | 3 | 50% | | |
| 6 to 8 month | 34 | 31 | 91% | 1 | 1 | 100% | 3 | 3 | 100% |
| 9 to 12 month | | | | - | | | | | |
| 13 to 15 month | 7 | 7 | 100% | | | | | | |
| TOTALS: | 775 | 741 | 96% | 1 | 1 | 100% | 18 | 14 | 78% |

| SUMMARY (Determination all applications) | | | | | | |
|--|-----------------|---------------------|----------------|-----------------------|---------------------------|---------------------------|
| | Total finalised | Number in timeframe | % in timeframe | Av. clock On (months) | Av. elapsed time (months) | In process at end of year |
| | 53 | 53 | 100% | 0.0 | 9.6 | |
| | 607 | 598 | 99% | 0.7 | 6.3 | |
| | 204 | 178 | 87% | 4.1 | 13.7 | |
| | 46 | 43 | 93% | 4.7 | 18.5 | |
| | 0 | 0 | - | | | |
| | 7 | 7 | 100% | 5.9 | 26.2 | |
| TOTALS: | 917 | 879 | 96% | | | 670 |

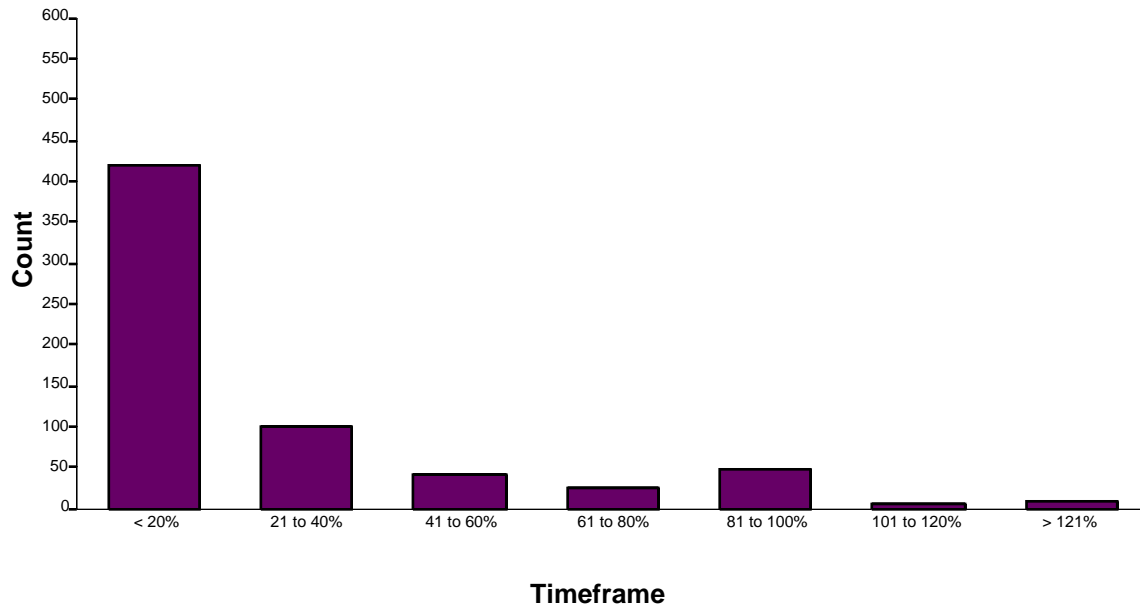
Australian Pesticides and Veterinary Medicines Authority

Finalised veterinary medicines product applications

For the period: 01 Jul 2006 to 30 Jun 2007

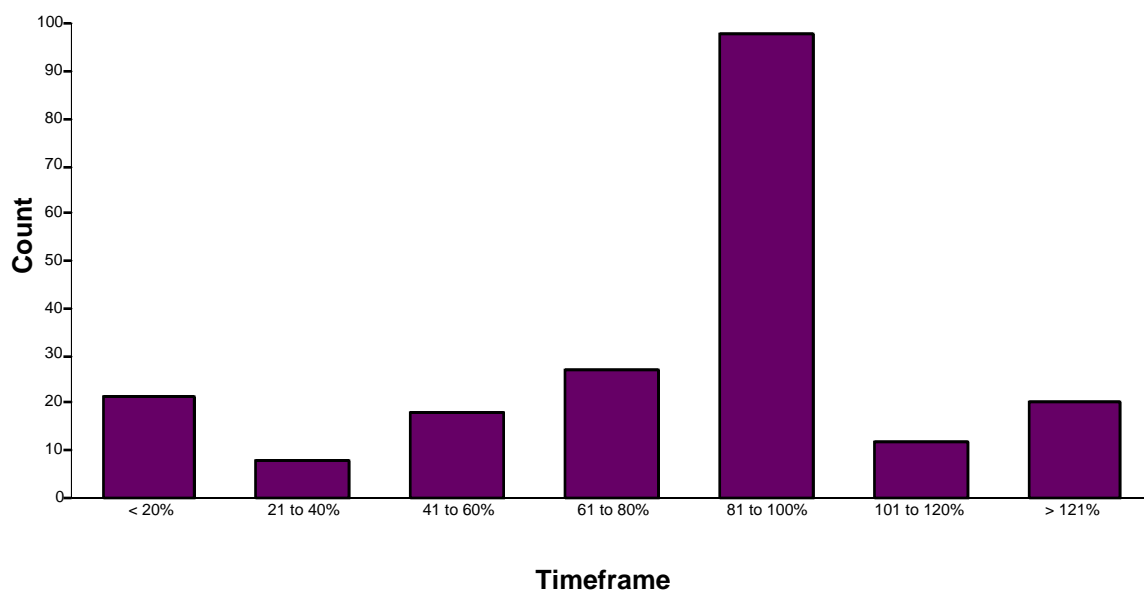
2 to 3 month applications

Total finalised: 650



5 month applications

Total finalised: 204



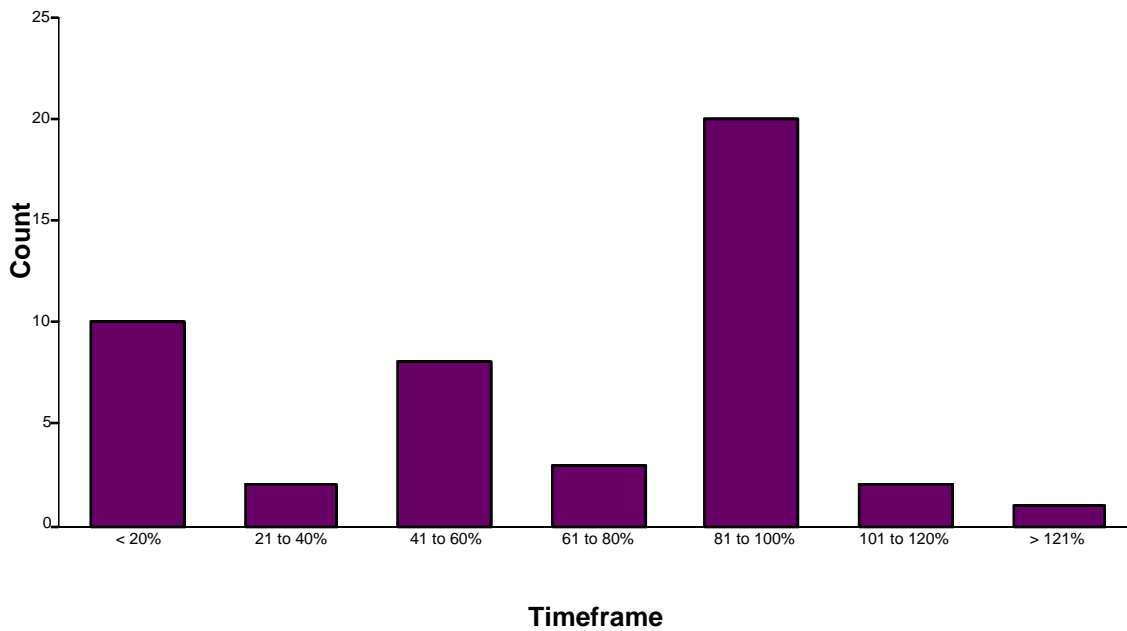
Australian Pesticides and Veterinary Medicines Authority

Finalised veterinary medicines product applications

For the period: 01 Jul 2006 to 30 Jun 2007

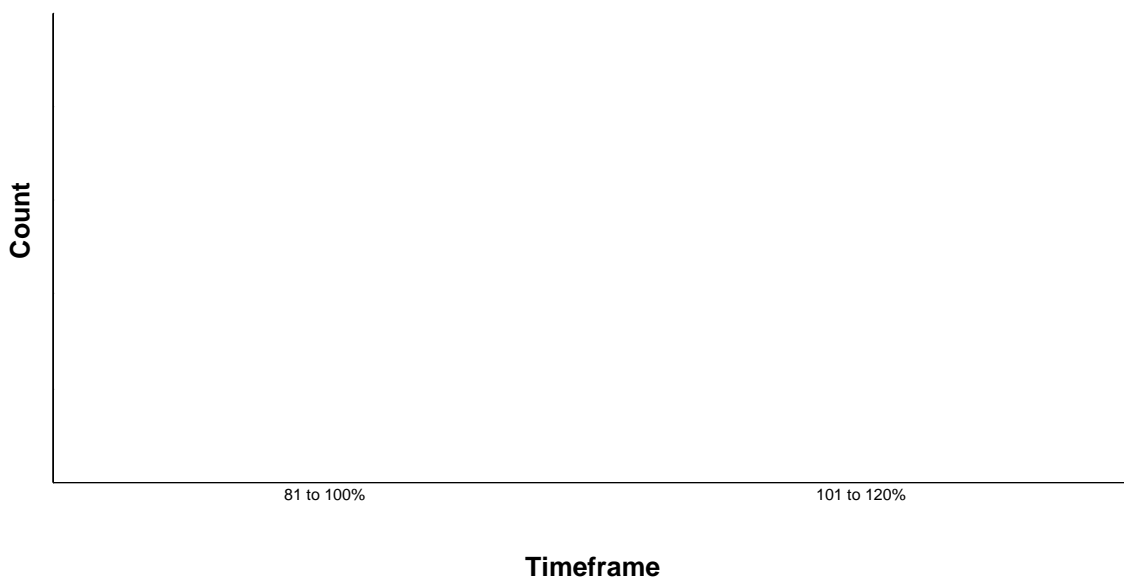
6 to 8 month applications

Total finalised: 46



9 to 12 month applications

Total finalised: 0



Australian Pesticides and Veterinary Medicines Authority

Finalised veterinary medicines product applications

For the period: 01 Jul 2006 to 30 Jun 2007

13 to 15 month applications

Total finalised: 7

