



REGISTRATION STATISTICS 2013/14

The following tables and graphs set out registration statistics for the financial year 2013/14 for the Veterinary Medicines Program.

Tables

The 25 application categories are aggregated into statutory timeframe periods. The statutory timeframe for each application category is defined in Schedule 6 of the *Agricultural and Veterinary Chemicals Code Regulations 1995*.

This table shows:

- applications in process from the previous year;
- applications received in 2013/14;
- applications preliminary assessed under s11A; and
- applications withdrawn or rejected during the preliminary assessment process.

Preliminary assessment

Preliminary assessment is the correct legal term for what has been commonly known as 'screening'.

Outcome of application

This table shows the number of applications received for assessment and the number finalised during 2013/14.

Summary (Determination all applications)

This table shows a summary of all applications, at screening and evaluation, finalised during 2013/14. The table includes the average clock ON time (the time the APVMA has been evaluating the application) and the average elapsed time (the total time to finalise the application, i.e. time the APVMA evaluates the application, plus the time taken by the applicant to correct defects and supply the label for approval).

Graphs

The graphs are divided into timeframe periods for application categories. Each graph shows the number of applications that were finalised within 20% to 120% of the application statutory timeframe.

Note that if an application has been withdrawn during screening or is a modular application without a timeframe it will be counted in the 2 to 3 month application graph.

Annual statistics for applications received and finalised

Financial year 2013/14

Veterinary Medicines Program

PRELIMINARY ASSESSMENT							
	In process at start of year	Apps received	Prelim. Assessed under s11A(1)	In timeframe	Prelim. Assess. % in Timeframe	Withdrawn	Rejected
Class of application							
Modular (modules to be assigned) or TBA		13	11	1	9%	1	2
2 to 3 month		783	892	474	53%	147	20
5 month		155	153	82	54%	25	7
6 to 8 month		45	45	19	42%	3	
9 to 12 month			12	5	42%	1	
13 to 15 month		1	1	0	0%		
TOTALS:		828	997	1114	52.2%	177	29

2 to 3 month = Cat 7, 8, 9, 12, 13, 14

5 month = Cat 5, 6, 10, 14

6 to 8 month = Cat 10, 11, 14

9 to 12 month = Cat 10, 14

13 to 15 month = Cat 1, 10

Cat 10 can be 5-15 months, most commonly 6-8 months

Cat 14 can be 2-14 months, most commonly 5-7 months

Withdrawn = treated as withdrawn by the APVMA, or voluntary withdrawal by the applicant

OUTCOME OF APPLICATION									
	Granted	In timeframe	% in timeframe	Refused	In timeframe	% in timeframe	Withdrawn	In timeframe	% in timeframe
Class of application									
Modular (modules to be assigned) or TBA				-			-		
2 to 3 month	695	667	96%	1	1	100%			
5 month	165	148	90%				8	7	88%
6 to 8 month	47	20	43%	2	0	0%	6	4	67%
9 to 12 month	29	20	69%	6	4	67%	3	1	33%
13 to 15 month	12	7	58%	4	3	75%	3	2	67%
TOTALS:	948	862	91%	13	8	62%	20	14	70%

SUMMARY (Determination period)						
	TOTAL finalised	Number in timeframe	% in timeframe	Av. clock On (months)	Av. elapsed time (months)	In process at end of year
	0	0	-			
	696	668	96%	1.1	5.6	
	173	155	90%	4.9	11.7	
	55	24	44%	10.1	22.2	
	38	25	66%	10.9	27.4	
	19	12	63%	20.7	40.6	
TOTALS:	981	884	90.1%			640

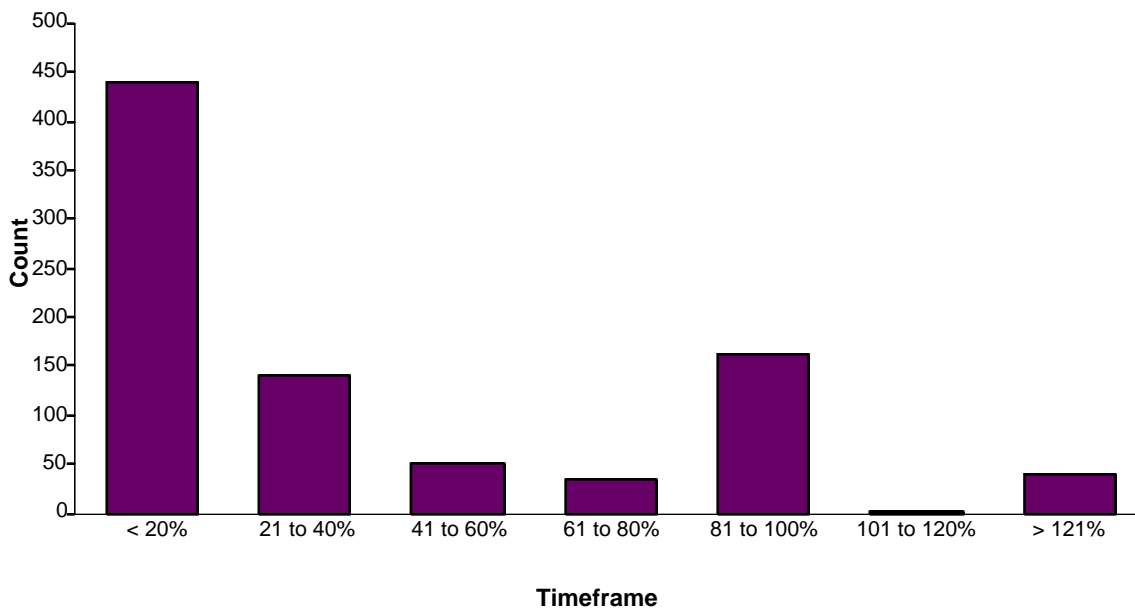
Australian Pesticides and Veterinary Medicines Authority

Finalised veterinary medicines product applications

For the period: 01 Jul 2013 to 30 Jun 2014

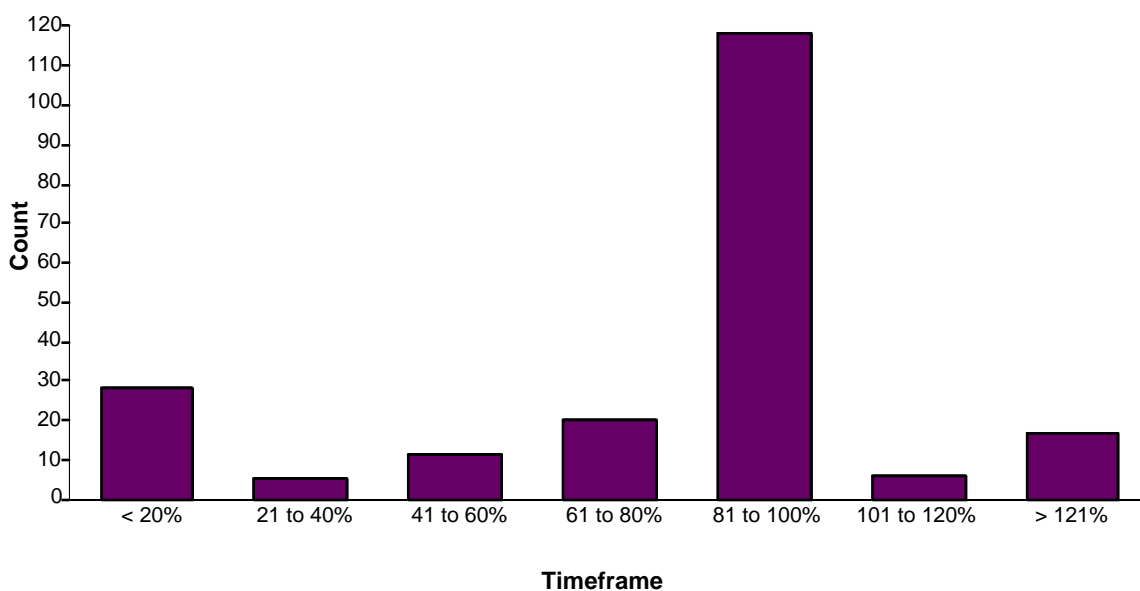
2 to 3 month applications

Total number of 2 to 3 month applications finalised: 866



5 month applications

Total number of 5 month applications finalised: 205



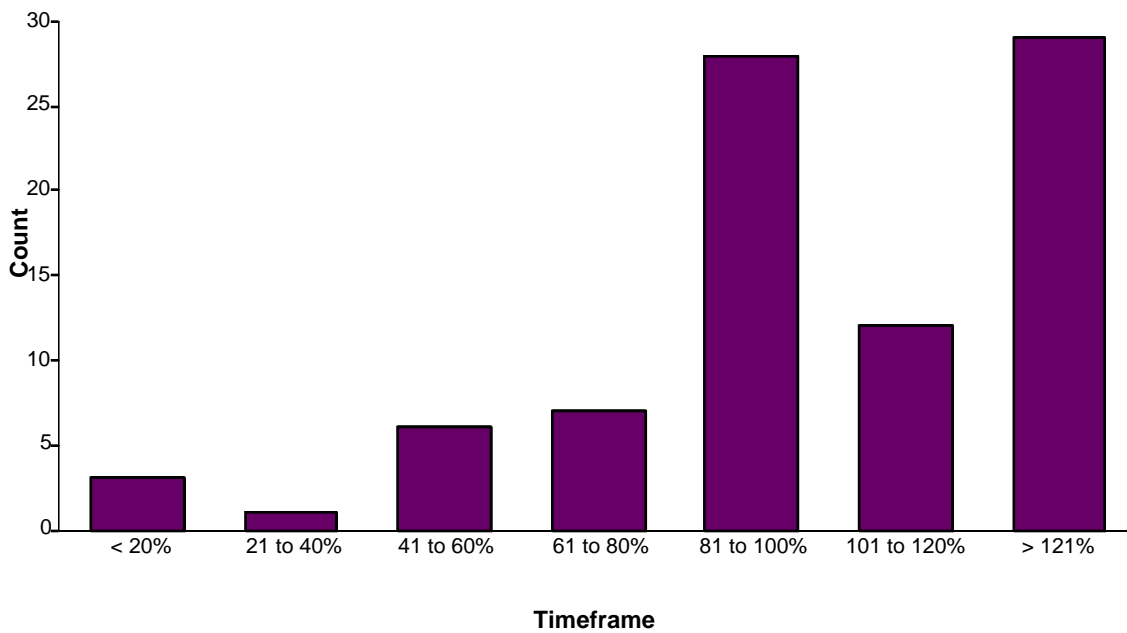
Australian Pesticides and Veterinary Medicines Authority

Finalised veterinary medicines product applications

For the period: 01 Jul 2013 to 30 Jun 2014

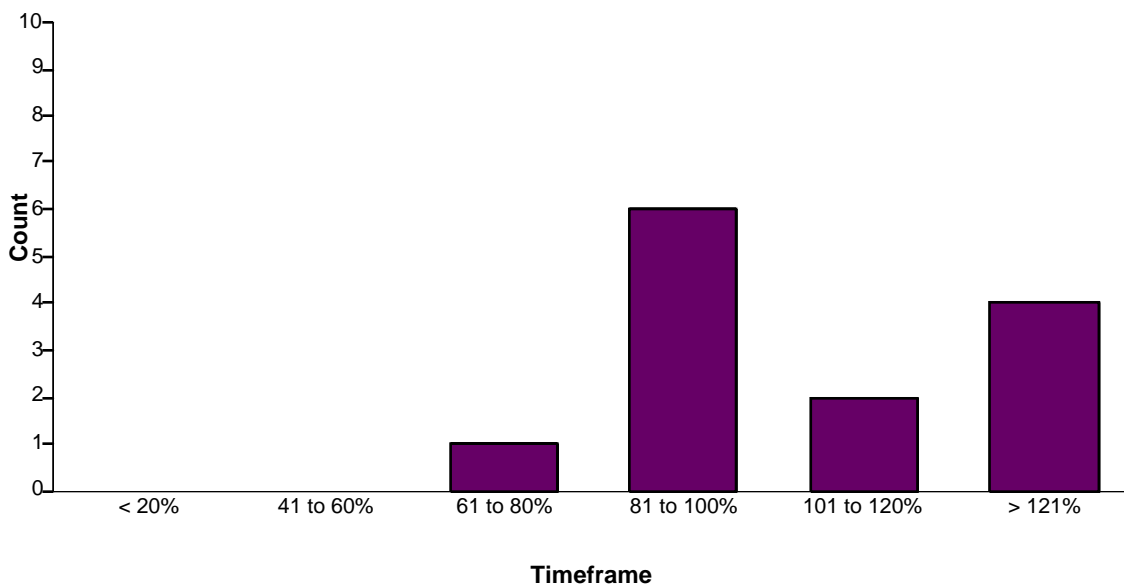
6 to 8 month applications

Total number of 6 to 8 month applications finalised: 86



9 to 12 month applications

Total number of 9 to 12 month applications finalised: 13



Australian Pesticides and Veterinary Medicines Authority

Finalised veterinary medicines product applications

For the period: 01 Jul 2013 to 30 Jun 2014

13 to 15 month applications

Total number of 13 to 15 month applications finalised: 17

